

# 2008

Community Update

Revisiting the indicators of well-being in Warren County





**BOARD OF COUNTY COMMISSIONERS  
WARREN COUNTY, OHIO**

406 Justice Drive, Lebanon, Ohio 45036

[www.co.warren.oh.us](http://www.co.warren.oh.us)

[commissioners@co.warren.oh.us](mailto:commissioners@co.warren.oh.us)

Telephone (513) 695-1250  
(513) 261-1250  
(513) 925-1250  
(937) 783-4993  
(937) 425-1250  
Facsimile (513) 695-2054

**C. MICHAEL KILBURN  
PAT ARNOLD SOUTH  
DAVID G. YOUNG**

January 29, 2009

Dear Community Members:

Two years ago our Board of Commissioners, along with Warren County United Way and the Family and Children First Council that is a partnership of government agencies and community organizations, worked collaboratively to begin analyzing how well our county as a whole supports, nurtures, educates and protects our families, children and adults.

Warren County has become one of the most affluent counties in Ohio with higher than state and national averages in home ownership, median income, new job creation and we still retain the title of being the 2<sup>nd</sup> fastest growing county in the state and in the top 100 nationally. Nearly everything that we do is result driven so as we celebrate the county's many strengths, assets and overall positive standing, we must also weigh these advantages against how well we as a community are doing to support, nurture, educate and protect our families and children.

As a result of the study 2 years ago, we found tremendous strength in the percentage of students passing 4<sup>th</sup> grade proficiency tests, graduating High School and found that juvenile crime rates were down and crimes against property were well below state averages. However, we identified that seven out of 10 measures of "stable families" were moving in the wrong direction with an increased rate of people depending on food stamps, an increasing number of homeless people, suicides and domestic violence. These areas of concern became our focus for improvement measures over the past two years and while this year's report shows several areas that have improved, today's declining economy is yielding a growing number of families needing help.

Warren County is blessed in many ways but our greatest asset is the people who live and work here. This report is meant to inform as well as to invite community discussion that will help guide progress toward common goals and desired results.

The Board of County Commissioners would like to express our gratitude and appreciation to the many individuals who helped make this document possible and to all those who are helping keep Warren County a truly incredible place to live, work and play.

Sincerely,

BOARD OF COUNTY COMMISSIONERS

  
\_\_\_\_\_  
Pat South

  
\_\_\_\_\_  
Dave Young



# 2008

## Community Update



**Warren County  
United Way**

645 Oak Street  
Lebanon, Ohio 45036  
513-932-3987  
fax 513-932-4496  
email: [info@wcuwl.org](mailto:info@wcuwl.org)

Dear Community:

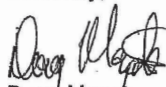
It is with pleasure that I congratulate the Support and Outreach Committee of the Warren County Family and Children First Council on the release of the Warren County Community Update 2008. Our community is fortunate to have such talented and dedicated volunteers who contributed many hours to the research and publication of this report.

The updated edition of the 2006 Report to the Community focuses on key areas that are in need of our attention. The information brought forward through gathering, researching, and reporting allows all of us an opportunity to take the next step. We need to explore the causes, prioritize our resources, and work together to improve the direction of change on these challenges.

Our county continues to grow; this growth challenges the resources in the community to meet the needs. Warren County United Way collaborates with 29 support agencies to provide many of the services needed in our community. However, these collaborations alone cannot meet all of the needs. We are pleased to be a supporter and sponsor of the Report to the Community as it provides a research-based tool to our partners and others so that concentrated efforts are focused on the most critical needs.

The Warren County United Way staff and Board of Directors would like to thank all participants and volunteers who have made this report possible.

Sincerely,



Doug Magoto  
President  
Warren County United Way Board of Directors

**Make yours a lasting gift - remember the Warren County United Way in your will or trust.  
Your gift can be added to the United Way Endowment Fund.**





# 2008

## Community Update

## INTRODUCTION

The Warren County Family and Children First Council (FCFC) is the community collaborative established to cooperatively address issues impacting the lives of children, families, and special populations. The FCFC links various service delivery agencies to address specific needs in the community.

The members and supporters who make up the FCFC include nearly 40 non-profit organizations, government agencies, school representatives, parents, and interested citizens.

This publication is a follow-up of a larger, more extensive report developed and published in 2006 by the Support and Outreach Committee of the Warren County Family and Children First Council. The 2006 report served as an initial investigative tool to identify and compare information that reflected the well being of people living in Warren County, Ohio. It was designed to provide a benchmark from which to measure progress in four outcome areas: Healthy People and Behaviors, Stable Families, Young People Succeeding, and Safe and Supportive Neighborhoods.

Within each desired outcome area various indicators were identified to measure the condition of well-being. For a full explanation of rationale and definitions for data used, please refer to the 2006 report available online at the Warren County website or the Warren County United Way website. ([www.co.warren.oh.us](http://www.co.warren.oh.us) and [www.warrencountyunitedway.org](http://www.warrencountyunitedway.org))

In 2006, indicators were compared with three like counties and with the state of Ohio. It was determined that Warren County reflected strengths in 2006 that included excellent schools, safe communities, and healthy people and behaviors. Overall, the indicators studied reflected that Warren County was a healthy community in which to live. There were, however, several indicators that were trending in the wrong direction, indicating the possibility of need for improvement. This follow-up report will reexamine these troublesome indicators to see if Warren County is still trending in the wrong direction, or if improvement has been made. Comparison counties were not included for most indicators due to lack of sufficient data.

The current report examines a total of fourteen indicators. Ten of these were part of the last report and headed in a negative direction at the end of 2006: infant mortality, developmental disabilities, suicide, divorce, domestic violence, poverty, food stamp use, foreclosures, homelessness, and public transportation. Although not trending negatively, two additional indicators (mental health treatment and child abuse and neglect) were identified through a community assessment as having acute importance and were therefore also included.

It is the goal of this brief follow-up report to provide fresh data on these twelve previously reported indicators to determine the county's current status and any apparent trend.

Two new indicators were added to this follow-up report because of timely concern and community interest: childhood obesity and median income/self-sufficiency index. Obesity was added based on national data which indicate that it is a problem impacting the health of thousands of Americans, and that the number of obese people

# Revisiting the indicators of well-being in Warren County

has risen dramatically over the past twenty years. Childhood obesity is the primary focus because prevention, early intervention, and the health of children are at the core of the Warren County Family and Children First Council mission. Median income and the self-sufficiency index were added because these reflect the economic condition of households within the Warren County community.

Collectively, measurements that reflect desired outcomes can be used as points of reference to determine success within society. The data, and the correlated narrative responses from local professionals working on the identified issues, are provided here as tools for service delivery professionals, decision-makers, elected officials, faith-based organizations and anyone striving to improve well being and health for the citizens of Warren County.

The fourteen indicators considered in this report include:

1. Infant Mortality
2. Developmental Disabilities
3. Mental Health Treatment
4. Suicide
5. Divorce
6. Child Abuse and Neglect
7. Domestic Violence
8. Poverty
9. Food Stamp Recipients
10. Foreclosures
11. Homelessness
12. Public Transportation
13. Childhood Obesity
14. Median Income/Self-Sufficiency

The following team members of the Support and Outreach Committee (SOC) of the Warren County Family and Children First Council are recognized for their contributions in the development of this publication:

**Kathy Michelich**

Lead Author; Support and Outreach Committee, Chair  
Ohio State University Extension – Warren County, Co-Director

**Janet Hoffman**

Abuse and Rape Crisis Shelter, Executive Director

**Bonnie Milligan**

Warren County Educational Service Center, Treasurer

**Lisa Cayard**

Warren County Community Services, Early Learning Centers Director

**Sue Miller**

Warren County Community Services, Family Services Director

**Kevin Stevens**

Coordinated Care and Clinical Committee Coordinator

**Lori Smyth**

Warren County Combined Health District, Director of Nursing

**Patti Ahting**

Mental Health and Recovery Services of Warren and Clinton Counties,  
Director of Clinical Services

**Chuck Kirby**

Technical Consultant

**Jennifer Koetter**

Warren County Children Services, Quality Assurance Supervisor

**Jerri Langworthy**

Warren County United Way, Director of Allocations

**Madelyn Coons**

Community Volunteer

**Sandy Smoot**

Family and Children First Council Coordinator



# 2008

## Community Update

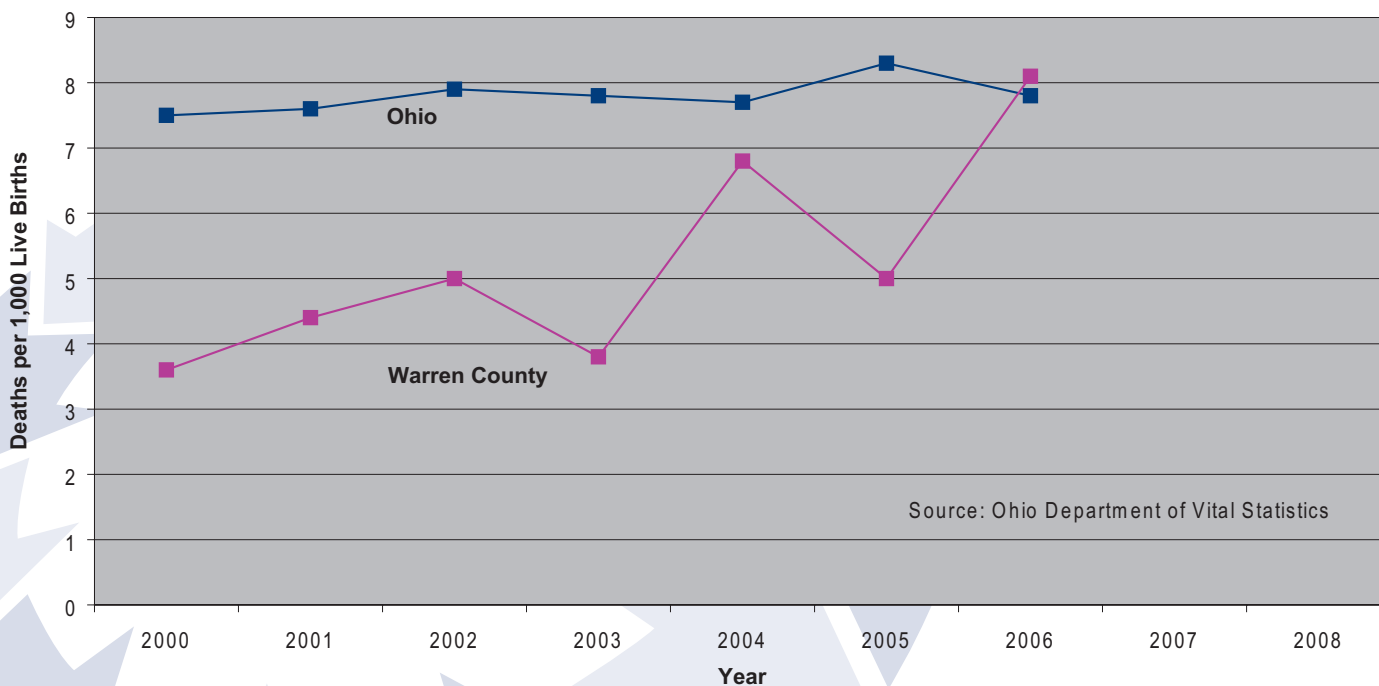
### INDICATOR 1 INFANT MORTALITY

Infant deaths during the first year of life are frequently affected by poverty and health care access. In 2006, the two primary causes of infant death in Ohio were congenital abnormalities and pre-term/low birth weight – each accounting for around 19% of Ohio infant deaths. In Warren County, the leading cause of infant deaths is clearly congenital abnormalities – accounting for over thirty percent of infant deaths per year since 2003. The reason for this notable difference between state and county is not clear. In 2006, Warren County surpassed Ohio in infant mortality per live births.



Communities can play a role in decreasing infant mortality by encouraging pregnant women to seek prenatal care in the first trimester, which will ensure a better birth outcome than little or no prenatal care. To improve our infant survival rate we must focus on modifying the behaviors, lifestyles and the conditions that affect birth outcomes, such as smoking, substance abuse, poor nutrition, lack of prenatal care, medical problems and chronic illness.

Infant Mortality



## INDICATOR 2

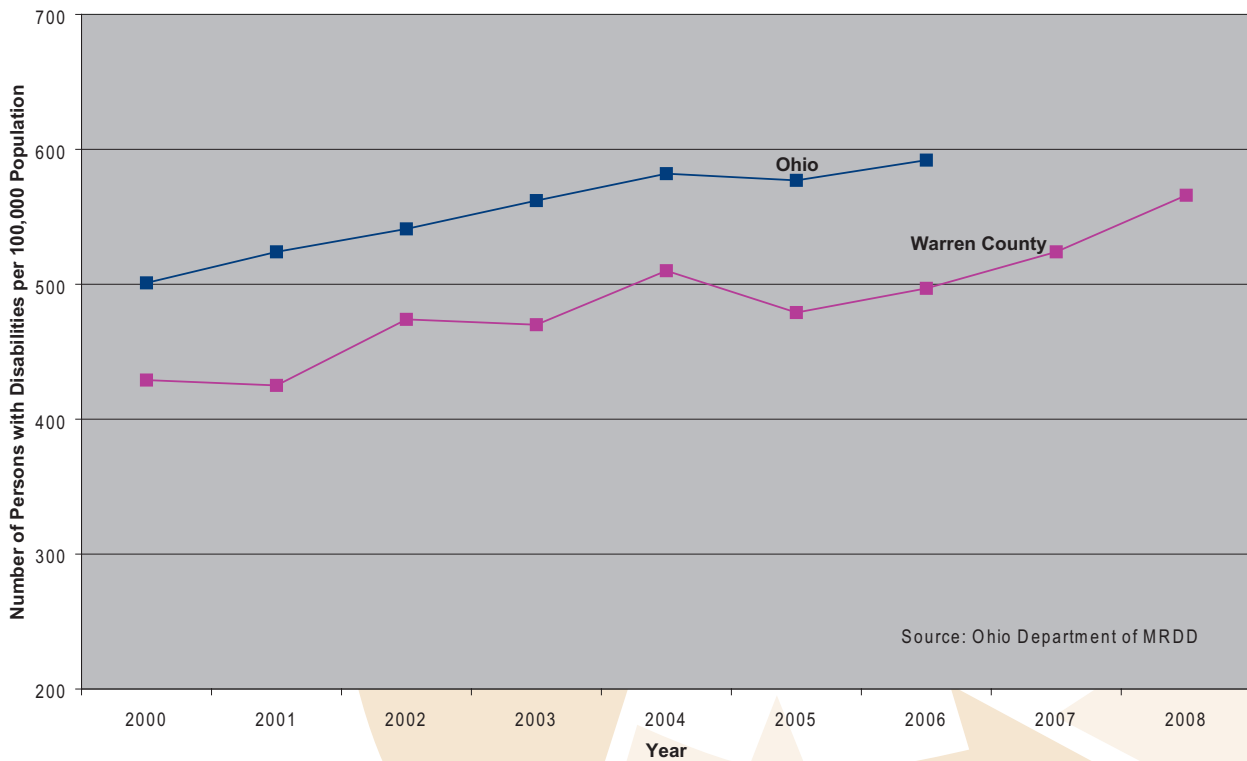
# DEVELOPMENTAL DISABILITIES



Developmental disabilities result in mental and physical limitations that impact life activities. These disabilities normally require long-term intervention from trained service providers and the care and education of children with disabilities is a significant expense for families and school districts. The earlier we detect a developmental delay or disability, and intervene, the easier it is to assist children to reach their full potential.

Warren County MR/DD has seen an increase in the number of children enrolled with intensive needs and those diagnosed with autism spectrum disorders. This trend could impact the availability or increase the need for additional services in the future.

Adults and Children with Developmental Disabilities



# 2008

## Community Update

INDICATOR 3

# MENTAL HEALTH TREATMENT



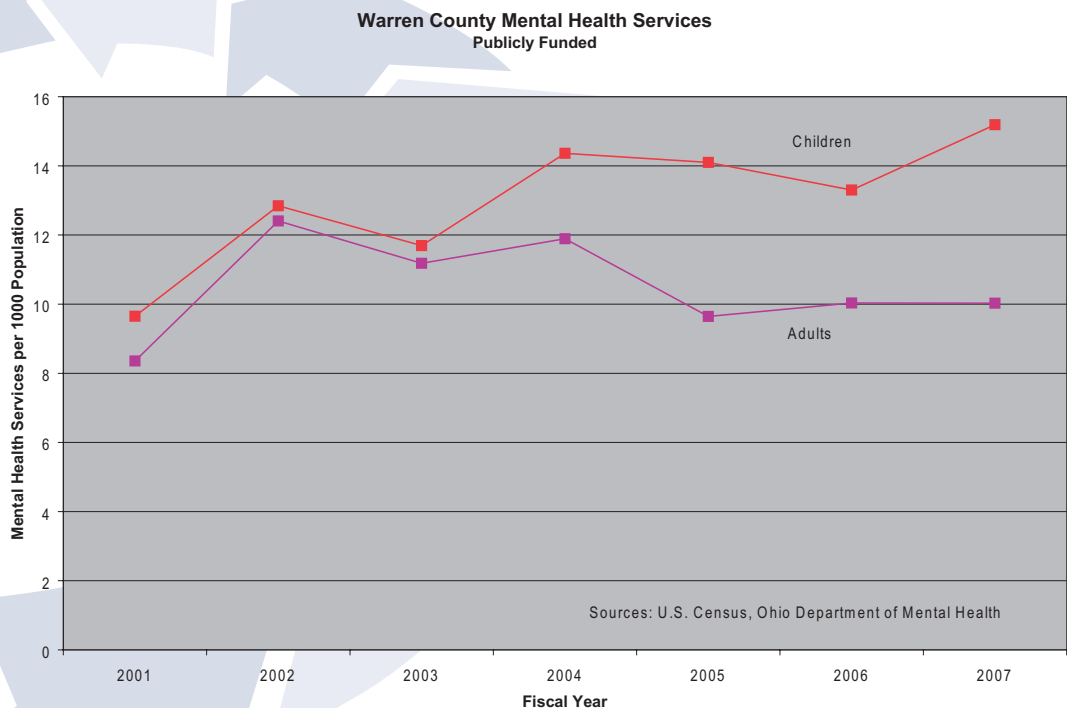
It is estimated that mental illness affects one in five families in the United States and these biological brain disorders can affect any age, race or socio-economic level. However, recovery is possible with treatment. Left untreated, the consequences can include unemployment, substance abuse, homelessness, inappropriate incarceration, and suicide. The economic cost to society of untreated mental illness is estimated at more than 100 billion dollars each year in the United States. Early intervention and ready access to mental health care are crucial to a healthy community.

In Warren County, publicly funded mental health services are provided through contract agencies of Mental Health Recovery Services of Warren and Clinton Counties. Funding comes from a mix of federal, state and local dollars. These public monies are used to assist individuals in paying for mental health services they could not otherwise afford, due to lack of adequate insurance.

The graph represents the number of children (ages 0-17) and adults who received publicly funded mental health services per 1,000 residents in Warren County. The State of Ohio has provided a small amount of additional monies

for services to children but otherwise the allocations to Warren County have been unchanged for multiple fiscal years. This relatively stagnant funding, combined with the population explosion, has created a lower level of service provision per population. However, the total number of clients served has actually increased nearly every year.

Because poverty is low in Warren County, it is likely that residents in need have insurance and resources to obtain mental health services from a private provider. Therefore, many additional Warren County residents are likely receiving mental health services that are not reflected in the graph below.





# Revisiting the indicators of well-being in Warren County

## INDICATOR 4 SUICIDE

In Warren County, 54 people died by suicide between 2005 and 2007. According to Warren County Combined Health District data, the highest incidence was among middle age males. Most individuals were married (63%). Twenty percent were military veterans. The most frequent method was by a firearm (48%) and most of the deaths occurred in their own home (67%). These deaths occurred in communities all across the county.

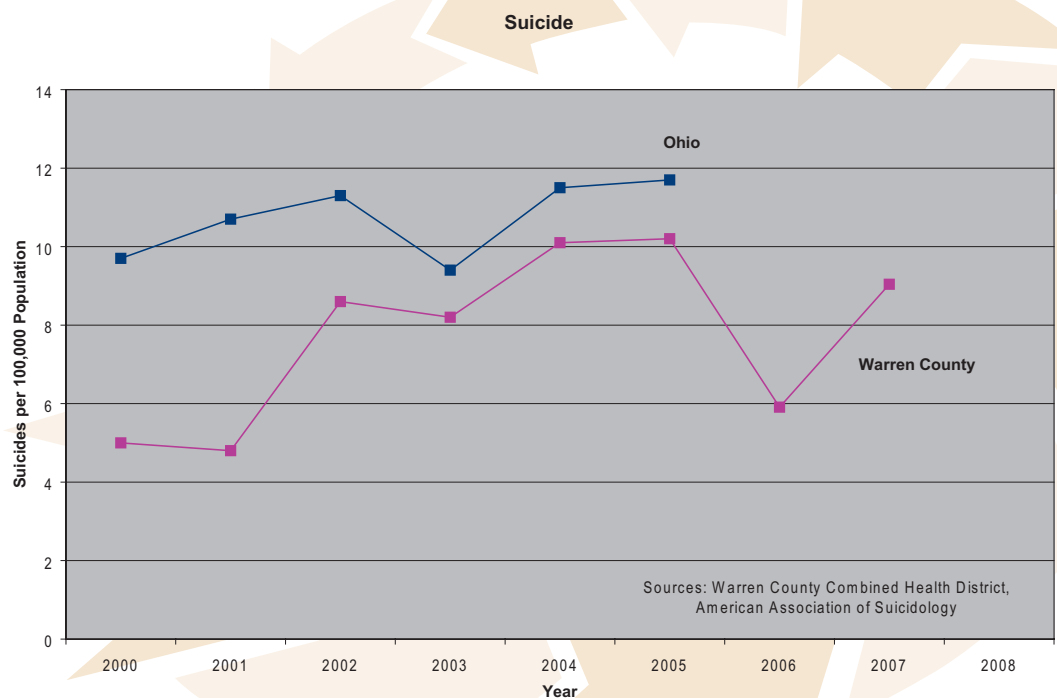
From the period of 2004-2007, despite the rapid population growth in Warren County, the number of deaths by suicide each year has remained fairly consistent (19-20) with the exception of 2006 when there was a decline to 12 deaths. Warren County has consistently remained below the Ohio rate of deaths by suicide.

However, these statistics only tell part of the story. There are countless suicide attempts. Nationally, it is estimated that there are as many as 25 attempts for every death by suicide. For the young (age 15-24 years old), this number increases to 100-200 attempts for every death. It is impossible to obtain firm data on suicide attempts.

However, during 2003-2004, several Warren County schools conducted the Search Institute Survey which queried youth grades 7-12 regarding



various issues they face. In this survey, 15% reported that they had attempted suicide one or more times. As a follow-up, the Ohio Youth Survey was conducted with 6-12 grades in late 2008 with over 4500 Warren County students. This revealed substantial improvement with 5.4% students reporting to have attempted suicide one or more times. Despite this reduction, 247 youth in our community report having attempted suicide in the last 12 months. The leading risk factor in suicide is depression. In fact, 90% of those who died by suicide suffered from a depressive illness. This disease is, however, not always diagnosed or treated. Thus, mental health screening and treatment are imperative in decreasing the incidence of suicide.





# 2008

## Community Update

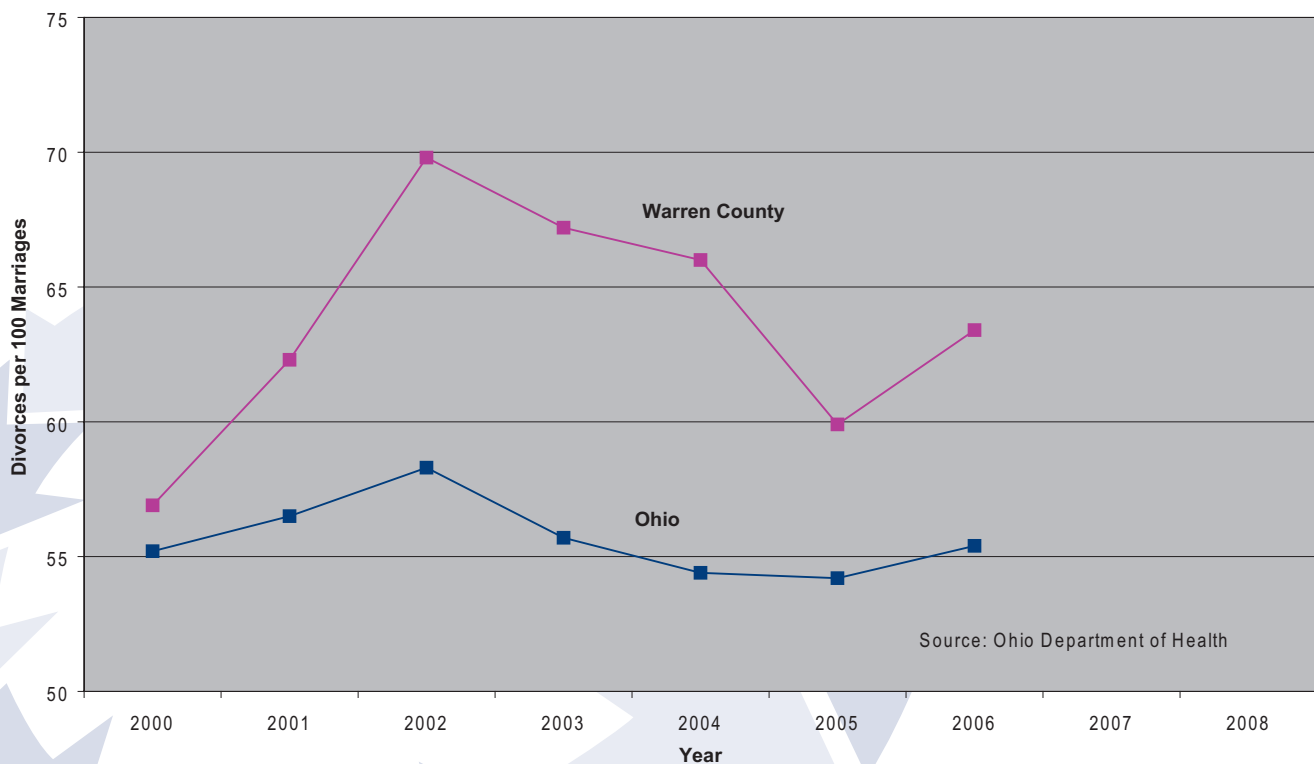
INDICATOR 5 **DIVORCE**



Researchers have found many benefits for communities when they have a higher percentage of couples in healthy marriages including improved health and lower crime. Since 2000, Warren County has had a higher percent of married adults than that of Ohio.

Historically however, we also have had a higher number of divorces compared to the number of marriages. Although the divorce trend dipped in 2005, Warren County's divorce rate rose again in 2006.

**Divorce**



## INDICATOR 6

# CHILD ABUSE AND NEGLECT



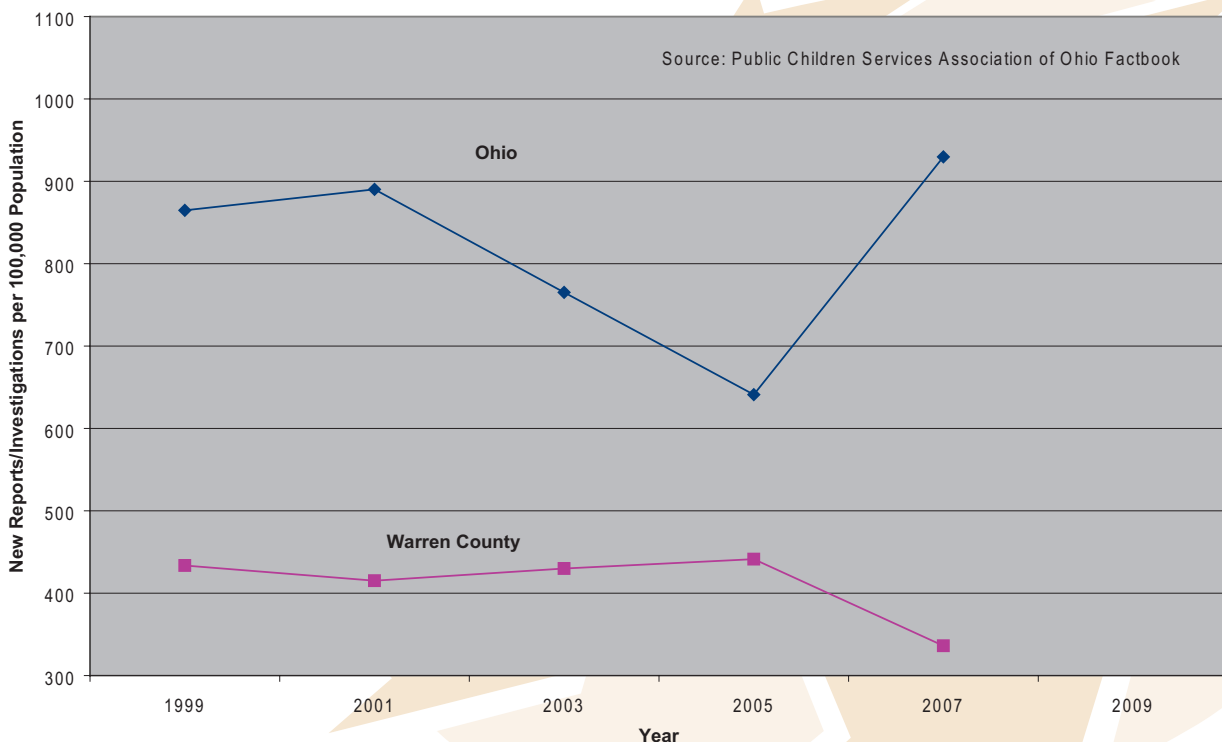
Child maltreatment remains a serious concern in the State of Ohio and in Warren County.

Over the past few years, the Child Welfare system in Ohio has undergone significant changes that affect the way decisions are made and how incidents of child abuse or neglect are defined and recorded. Comprehensive Assessment and Planning Model – Interim Solution (CAPMIS) was recently implemented to offer a structured process to make critical decisions involving child safety and risk, family functioning and the family’s ability to resolve concerns. In addition, the Statewide Automated Child Welfare Information System (SACWIS) was developed

and installed to track these decisions. This tracking tool helps assure accurate, current, and consistently defined data is captured and tracked to assist in case decision-making and program modifications.

Warren County Children Services implemented the new decision making model in 2007. The process for making a decision when, or if, to initiate an investigation, has been streamlined in order to increase consistency, to protect familial rights, and to allocate agency resources to the most critical cases. The impact of combining the new model and system are reflected in the trend shown in the graph below.

**Child Abuse & Neglect: New Reports/Investigations**





# 2008

## Community Update

INDICATOR 7

# DOMESTIC VIOLENCE



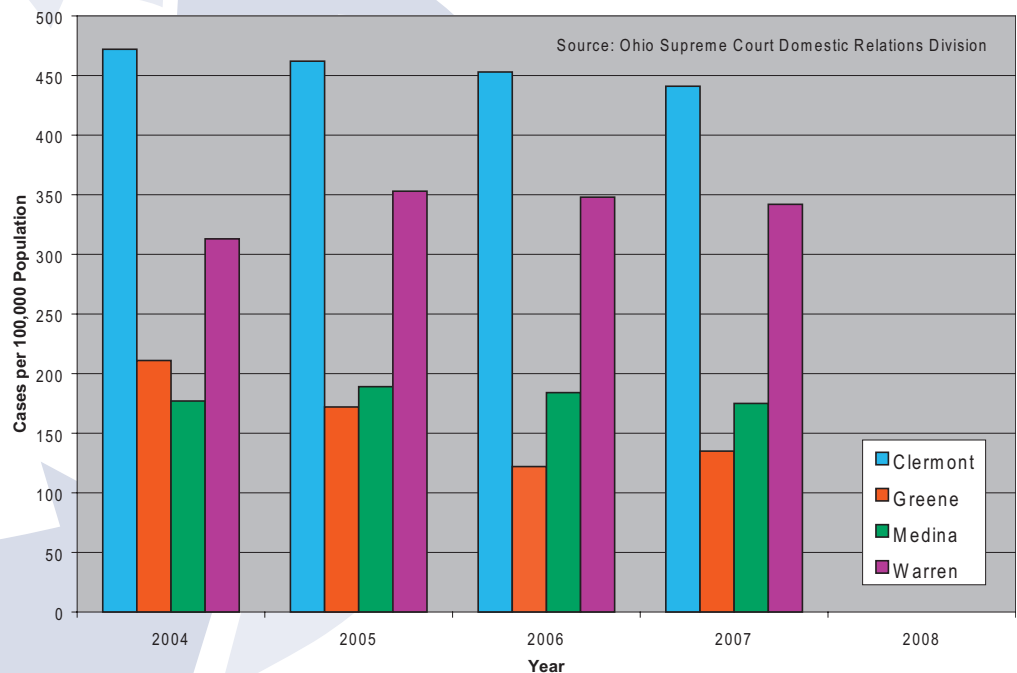
Domestic violence and sexual assault remain among the most challenging and pervasive problems in Warren County. From 2000 to 2005 there was an increase of 50% in victims seeking and obtaining protection orders from the Domestic Relations Court. In the years 2006 and 2007, the actual number of cases rose by 26, but when considered for county growth and factored per 100,000 population the rate decreased slightly.

In the previous five years from 2000 to 2005, there were eight murders related to domestic violence. In 2006 and 2007, there were no domestic violence related murders in Warren County, reflecting the lowest number since 1997. However, in the first quarter of 2008, four murders were attributed to domestic violence in Warren County.

There are considerable economic stressors and disincentives in Warren County that influence a woman's ability to leave an abusive relationship and to live singly either with or without children. According to 2005 census data, of the 6,464 single female head of households, 14.8% were living in poverty and of 4,461 female head of households with children under 18 years of age, 20% were living in poverty.

In a recent study published by the Ohio Association of Community Action Agencies, Warren County has been identified as the most expensive Ohio county in which to live. Their study, "The Self-Sufficiency Standard for Ohio 2008", states that a family of one adult and one child require a self sufficiency income in Warren County of \$31,908. This is especially significant for domestic violence victims as finances are one of the leading reasons which contributes to women staying longer in abusive situations or leaving and returning multiple times.

Domestic Violence: Total Cases to Common Pleas Domestic Relations Court



# Revisiting the indicators of well-being in Warren County

## INDICATOR 8

# POVERTY

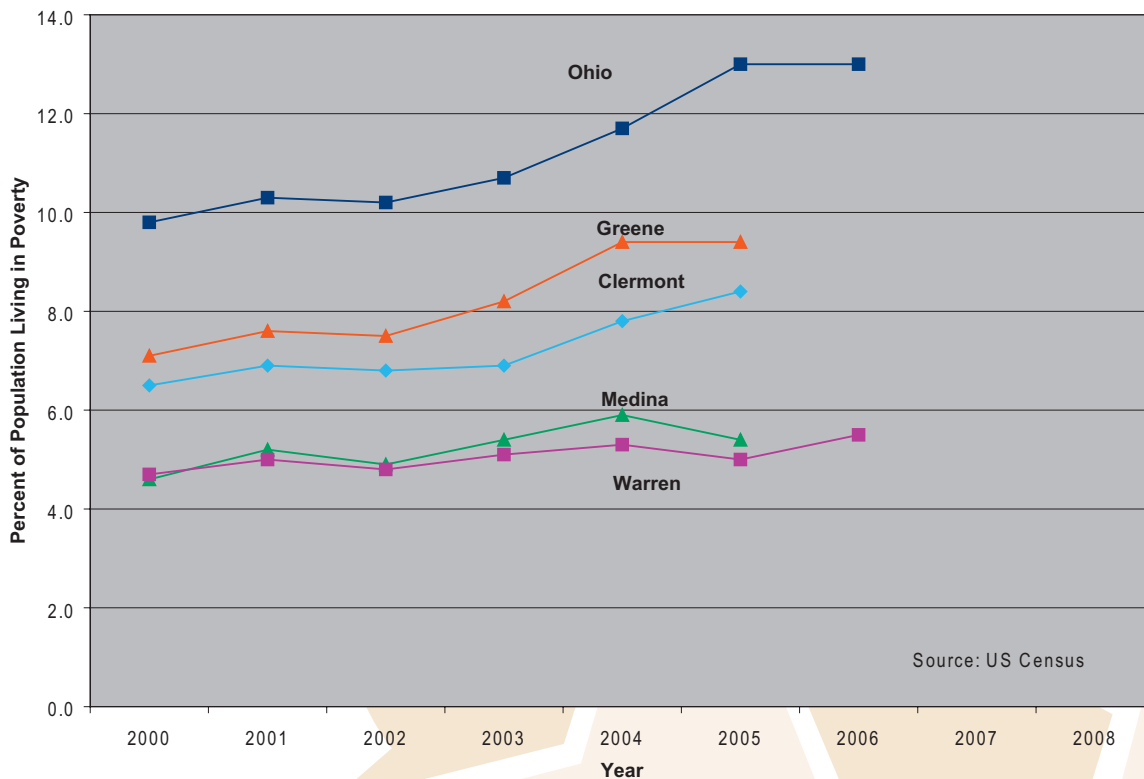


When people in a community lack essential income and resources for a minimum standard of well-being, the impacts are felt not only by that family, but by the entire community. Poverty not only has a direct negative impact on physical well-being, but on social well-being. A person's ability to make positive social connections, to gain access to information, education, and health care, and to develop political influence, are all challenged if a family is living in poverty.

Although the official poverty index has increased over the years due to the rising cost of food, the amount of income that defines "in poverty" is generally recognized as half the amount needed to meet basic living expenses. The weighted average income for defining poverty for a family of four in 1998 was \$16,660, in 2003 it had risen to \$18,810, and in 2008 it was \$21,200.

The federal threshold for measuring poverty is based on a formula using the price of food as its foundation.

Poverty, All Ages





# 2008

## Community Update

INDICATOR 9

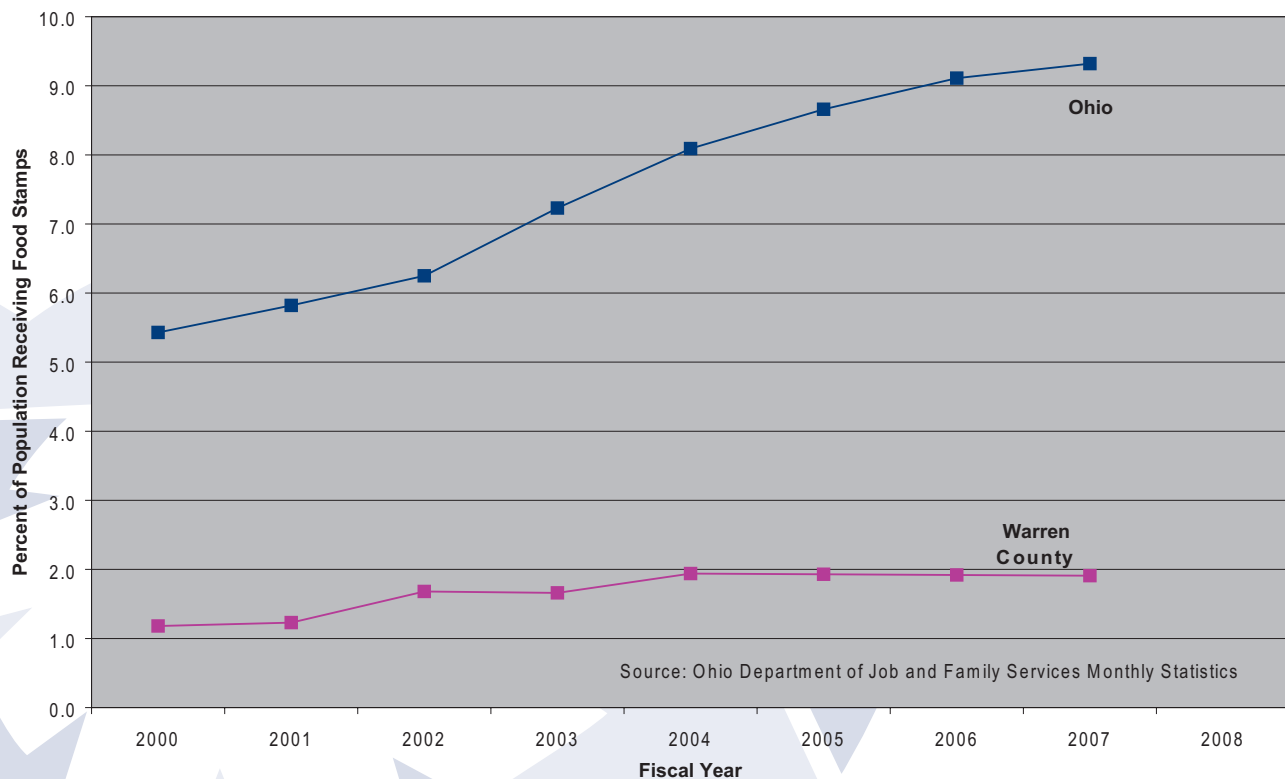
# FOOD STAMP RECIPIENTS



The new name for what has traditionally been known as “food stamps” is the Supplemental Nutrition Assistance Program (SNAP) which reflects a focus on improving nutrition for low income households. Eligibility for SNAP services is based largely on household income but the guidelines are above the federal poverty level to help working families make ends meet.

Data received in 2008 reflects that the number of individuals receiving food stamp assistance in Warren County is on the increase. The average monthly use in 2007 was 3,865 individuals and in June 2008 the monthly average was 4,733 – an increase of over 22%.

**Food Stamp Assistance  
Monthly Average**



“The economic downturn has undoubtedly had an impact on the number of people applying for assistance. I expect the number of families receiving public assistance and food stamps to increase well into 2009.” *Doris Bishop, Director Warren County Human Services.*

## INDICATOR 10

# FORECLOSURES

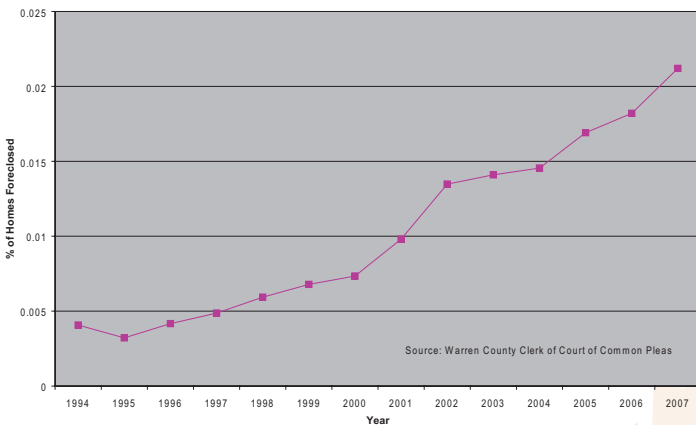


Providing safe, permanent housing options to citizens of various income levels is a challenge in many communities and Warren County is no exception. In recent years, Warren County has attracted new families seeking higher end houses. A study of housing affordability was done in October 2007 by the Warren County Housing Advisory Committee entitled "Housing Affordability in Warren County from 1990 to 2011".

In addition, two housing related indicators were identified in the 2006 FCFC Community Report as having undesirable trends in Warren County: foreclosures and homelessness.

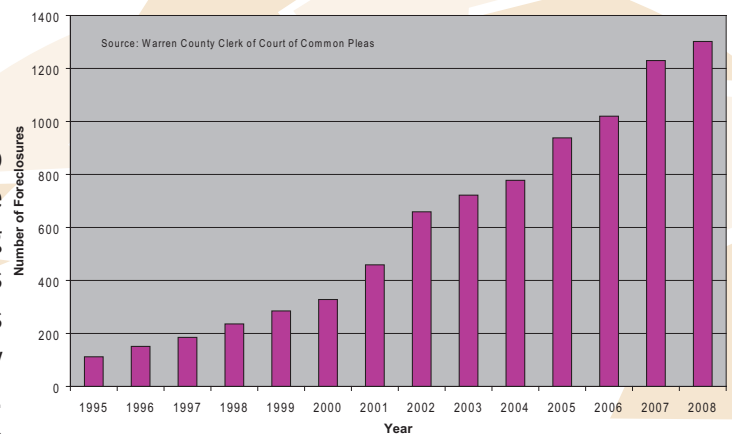
The entire community is impacted when a family loses their home to foreclosure. Neighboring property values decrease especially if the house remains vacant and falls into disrepair. Foreclosures also place the future stability of communities at risk because empty, neglected properties create the impression of a community in decline.

Warren County Home Foreclosures compared to Housing Stock



This study concluded that fewer houses are affordable to families making less than the median household income for Warren County than in 1990 and that the diminishing affordable housing trend for lower paid laborers is likely to continue. If the prices of available houses are prohibitively high, essential laborers may gradually leave the county to find affordable housing elsewhere. In addition, as commuting costs increase, challenges regarding a stable labor force may surface in the county. The full affordability study is available through the Warren County Regional Planning Commission.

Warren County Foreclosures



Like most places across the nation, the number of foreclosures in Warren County has risen over the past few years. Although annual filings continued to trend upward, the rate of growth decreased slightly in 2008.

# 2008

## Community Update

INDICATOR 11

## HOMELESSNESS



A homeless individual is defined as someone who lacks a regular, fixed, and adequate nighttime residence. Those residing in temporary living accommodations such as shelters or transitional housing are also considered homeless individuals. In January 2007, the Warren County Housing Coalition reported 344 homeless persons of which more than half were

children under the age of 18, as compared to 378 homeless persons reported in January of 2006. In Warren County, individuals lacking shelter identified the following as primary causes for their homelessness: mental disability, inadequate income to pay living expenses, domestic violence, loss of job, and family issues.

Warren County Homeless Population





## INDICATOR 12

# PUBLIC TRANSPORTATION



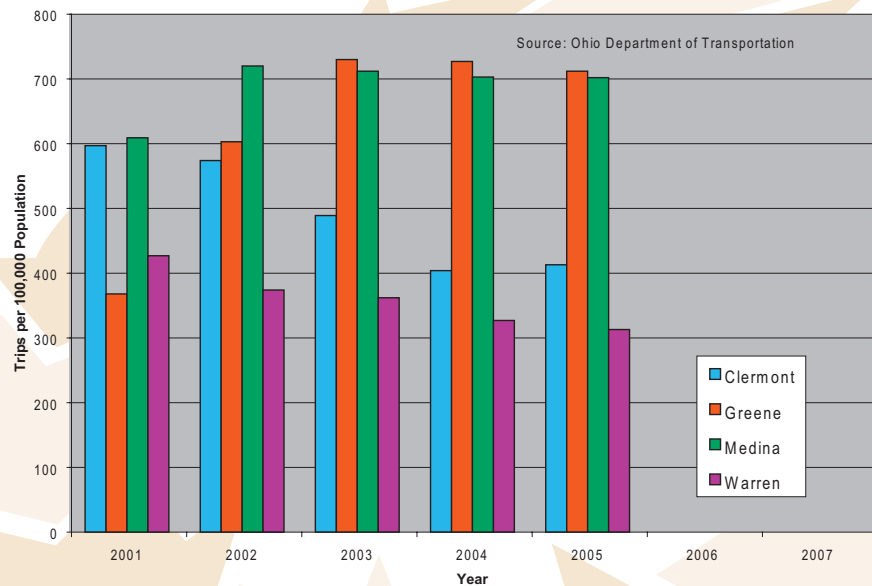
Public Transportation serves a large population of people who are dependent on this service. It is the only way many who are economically limited, disabled or elderly have access to necessary services such as medical care, employment, child care and other basic social services. Lack of adequate, reliable public transportation has a negative impact, both economically and socially.

In Warren County, the major provider of public transportation services is the Warren County Transit Service (WCTS). Transportation through WCTS is provided only to those who call and schedule service prior to the day needed. Due to budgetary constraints, the scope of WCTS has not increased since 1990. An increase in the demand for an adequate public transportation system has resulted in several agencies developing separate transportation systems to meet the needs of their specific clients.

A citizen's group known as the Franklin and Carlisle Empowerment Team (FACET) has completed a needs assessment of their area and has used their information to help secure a fixed route system from this area to Lebanon, the county seat. Their goal is to address the increased demand for public transportation and

the anticipated reduction of intergovernmental funding by the year 2010. It is expected that the county will have reached a population size, which no longer classifies it as "rural". It will be classified as "urban" and will therefore lose half of its current transportation operating budget. The money for funding will then have to come from other federal funds and will put Warren County in competition with cities like Cincinnati, Columbus, and Dayton. The Transit Advisory Committee (TAC), formed by the county commissioners, is currently looking at ways to access new funding streams to address the increased need for public transportation in Warren County.

Public Subsidized Transportation Systems



"We concluded, after doing our assessment, that without low cost reliable transportation, low income families were disconnected from the economic and social services they require to improve their life-skills and standard of living. These included higher education, employment, healthcare, childcare, shopping and social services. This kind of separation affects many families that live outside of the high-density areas of the county." *Bob Alexander, FACET member*



# 2008

## Community Update

INDICATOR 13

## CHILDHOOD OBESITY



Obesity is a complex public health issue involving behavior, environment, and genetic factors. There has been a dramatic increase in obesity in the U.S. over the past 20 years. According to the National Center for Chronic Disease Prevention and Health Promotion, 27.5% of Ohio residents were considered obese in 2007, compared to 14.9% in 1991.

While children may not represent a large portion of current healthcare costs, overweight children who become obese adults contribute to future increases in healthcare expenses. Based on current overweight and obesity trends, one-third of children today will develop diabetes in their lifetime.

Although efforts to reduce obesity through the current focus on treatment have not yet been effective, obesity can be prevented. Community support for opportunities to promote healthier lifestyles through diet and exercise can benefit not only the quality of life for individuals, but the economic health of communities across the nation.

The nutritional status of low-income children in homes receiving services from federally funded health and nutrition programs has been studied. Data displayed is for children ages two through five years. This is the age range at which health care professionals recommend that screening for overweight and obesity begin. Generally by this age, children begin to establish a personal weight trend and eating habits.

The children receiving Women, Infants and Children (WIC) nutrition services in Warren County had a much higher overweight ranking than the evaluated children in comparison counties or Ohio. Warren County ranked 85th out of eighty-eight counties for children over the 95th percentile in weight. Although this data represents only a small percentage of Warren County's children, their propensity toward obesity is notable.

**Children ages two through five years in households receiving WIC nutrition services. Percent of this population at or above the 95th percentile of weight (overweight)**

	Number of children in this at-risk population study	Percent overweight	Ranking in Ohio (Rank 1 being the best)
<b>Ohio</b>	344,806	11.8%	—
<b>Greene</b>	2,864	11.1%	29
<b>Medina</b>	2,375	11.3%	30
<b>Clermont</b>	4,284	12.3%	41
<b>Warren</b>	2,056	16.8%	85

Source: 2005-2007 Pediatric Nutrition Surveillance

## INDICATOR 14

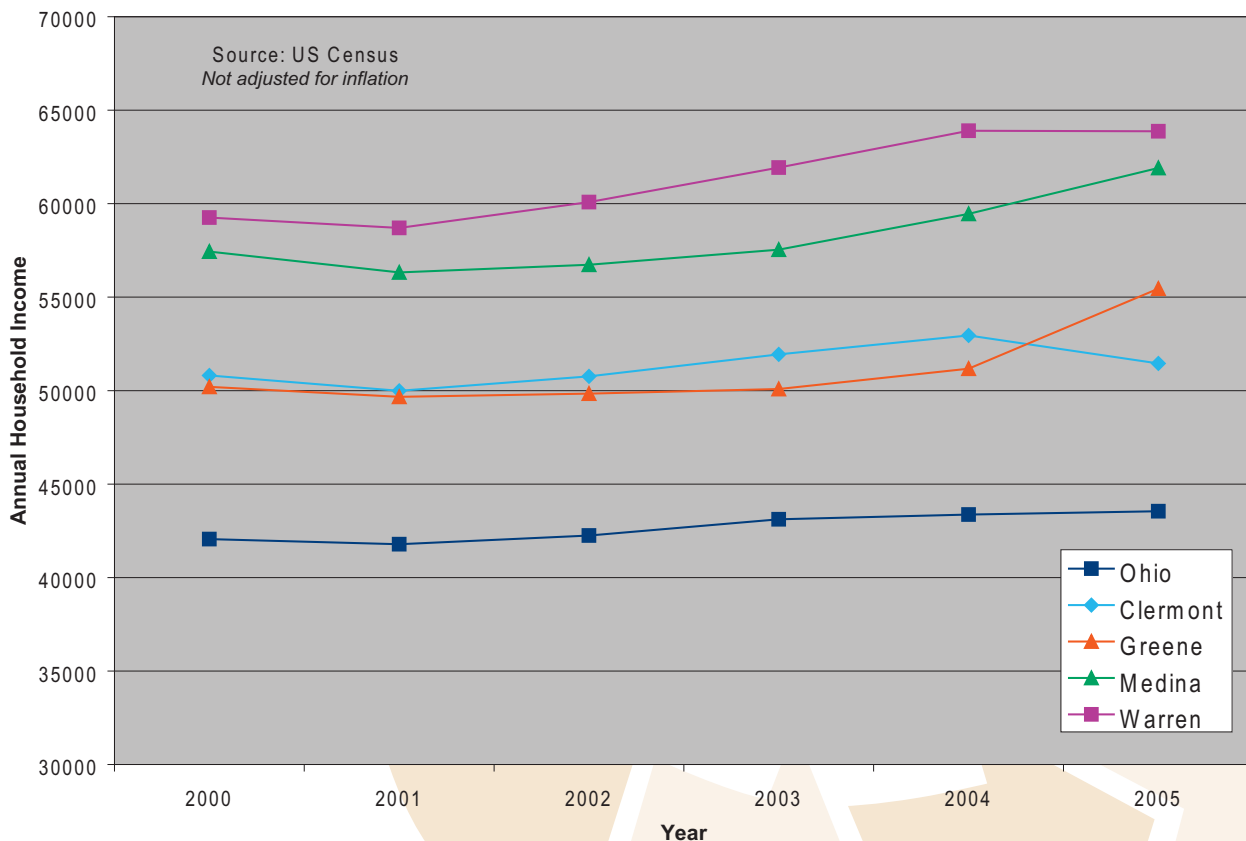
# MEDIAN INCOME



Median household income can be used to estimate the relative cost of living in a given area; the higher the median income, the more goods and services typically cost. The “Self-Sufficiency Standard” is used to measure how much income a family needs to meet their basic living expenses in the area in which they live. An extensive study was done by the Ohio Association of Community Action Agencies

entitled “The Self-Sufficiency Standard for Ohio 2008”. Of all eighty-eight counties in Ohio, Warren County is identified as the most expensive county in which to live. For a family of two adults and two children a self-sufficiency annual income of \$51,268 is needed in Warren County compared to \$46,761 in Greene County and \$47,085 in Clermont County.

**Household Median Income**



### INDICATOR SUMMARY

The table below provides an overview of the indicator trends identified in this report. The term 'neutral' was used to indicate when Warren County's trend could not be determined or if it is relatively stable. If no ranking or trend was available, or was not appropriate for an indicator, the symbol 'n/a' is noted.

For the most part, the trends have not changed since 2006. Three indicators, however, are now trending in a positive direction: Child Abuse and Neglect, Domestic Violence, and Homelessness.

Indicator	Trend in the desired direction?
1. Infant Mortality	No
2. Developmental Disabilities	No
3. Mental Health Treatment	Yes
4. Suicide	No
5. Divorce	No
6. Child Abuse and Neglect	Yes
7. Domestic Violence	Yes
8. Poverty	No
9. Food Stamp Receipts	No
10. Foreclosures	No
11. Homelessness	Yes
12. Public Transportation	No
13. Childhood Obesity	n/a
14. Median Income/Self-Sufficiency	n/a



## POPULATION ESTIMATES FOR WARREN COUNTY

1999: 155,000

2000: 158,000

2001: 167,000

2002: 174,000

2003: 181,000

2004: 188,000

2005: 195,000

2006: 200,000

2007: 204,000

2008: 208,000

## IN CLOSING . . .

The data in this report allow us to see where we have been and take note of the changes occurring in Warren County. By documenting these benchmarks, we are equipped with concrete evidence of the need for adjustments in our efforts to ensure a strong and healthy community. Several of the revisited indicators continue to trend negatively, and reflect challenges that we as citizens must address if we want our community to remain vibrant and healthy.

The information provided herein can be put to use by community leaders in making policy decisions. In addition, data gathered can be used by agencies and organizations in their efforts to secure funding for needed services that will increase positive outcomes for children and families. By identifying trends, we can focus on areas where more attention and resources should be invested for a better future.

It is the intent of the Warren County Family and Children First Council to continue to gather and update the data on these indicators and to periodically publish a report to keep our community informed of how we are doing and the progress we are making. This will be a valuable tool in our efforts to continue to increase the quality of life in Warren County, Ohio.

## REFERENCES

American Association of Suicidology

Centers for Disease Control and Prevention

Ohio Supreme Court Domestic Relations Division

Ohio Department of Health

Ohio Department of Job and Family Services

Ohio Department of Mental Health

Ohio Department of Transportation

Ohio Department of Vital Statistics

Ohio Department of MRDD

Pearce, Diana M. 'The Self-Sufficiency Standard for Ohio 2008', Ohio Association of Community Action Agencies. University of Washington School of Social Work. July 2008.

Public Children Services Association of Ohio Factbook

Stanton, Glenn T. 'Only a Piece of Paper? How Marriage Improves Adult Health', Why Marriage Matters Series: No.4

U.S. Census

Warren County Children Services

Warren County Combined Health District



The Family and Children First Council is a community partnership that includes the following members and supporters:

Abuse and Rape Crisis Shelter of Warren County  
Big Brothers/Big Sisters of Warren County  
Community Volunteers  
Coordinated Care Team  
Family Representatives  
Family Services of Warren County Community Services  
4C . . . for Children  
Interfaith Hospitality Network of Warren County  
Mason, City of  
Mental Health and Recovery Center  
Metropolitan Housing Authority  
Ohio Department of Youth Services  
Ohio State University Extension of Warren County  
Mental Health & Recovery Centers of Warren County  
Mental Health & Recovery Services of Warren and Clinton Counties

Schools:

Resource Coordinators in Schools

Representatives from:

Carlisle Local Schools  
Franklin City Schools  
Kings Local Schools  
Lebanon City Schools  
Little Miami Local Schools  
Mason City Schools  
Springboro Community City Schools  
Wayne Local Schools

Warren County Child Support Enforcement Agency  
Warren County Children Services  
Warren County Commissioners  
Warren County Education Service Center  
Warren County Head Start  
Warren County Health District  
Warren County Help Me Grow  
Warren County Department of Human Services  
Warren County Juvenile Court  
Warren County MR/DD  
Warren County United Way  
Workforce ONE of Warren County

This booklet was made possible through financial contributions from the following:

Warren County Commissioners  
Warren County United Way

Graphic Design of this report provided by Heather Clark Design, [heatherclarkdesigns@yahoo.com](mailto:heatherclarkdesigns@yahoo.com)

# 2008

## Community Update

The Warren County Family and Children First Council meets to pool resources in order to "promote and support strong and stable individuals and their families as well as a safe and social environment that will encourage the success and resiliency of children, families and communities."

Warren County Family and Children First Council

416 S. East Street

Lebanon, OH 45036

513-695-1679 Fax: 695-2957

E-Mail : famch1@aol.com

Website: [www.co.warren.oh.us/fcfc](http://www.co.warren.oh.us/fcfc)

This report is available on-line at:

The Warren County United Way website:

<http://www.warrencountyunitedway.org>

and

The Warren County website:

[www.co.warren.oh.us](http://www.co.warren.oh.us)